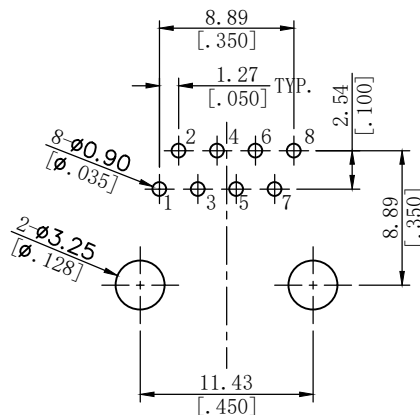
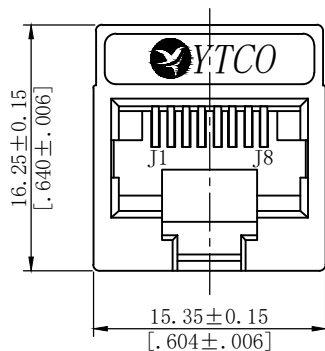
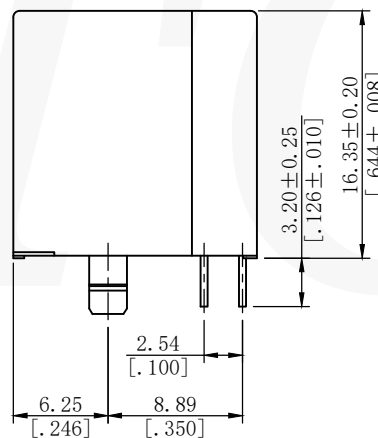
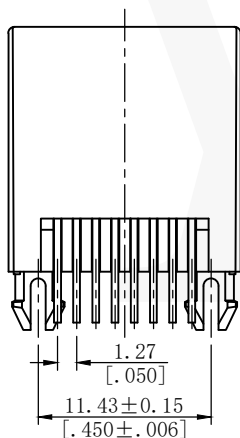


REV	REVISION	NAME	DATE
A0	ADD LOGO	-----	2024/05/22



Recommended P.C.B Layout (Top Side)  
(PCB BOARD TOLERANCE ±0.05)



Electrical:

- 1.Voltage Rating:125 VAC RMS.
- 2.Current Rating:1.5 Amp.
- 3.Contact Resistance:30 MillioHMS Max.
4. Insulation Resistance:500 MegoHMS MIN@500V DC.
- 5.Dielectric Strength:1000VAC RMS 50Hz.1Min.

Mechanical:

- 1.Housing Material:Glass Filled Polyester UL94V-0.
- 2.Contact Material:Phosphor Bronz ∅0.46mm.
- 3.Plating:Gold Plating Over Nickel.
- 4.Operating Life:750 Cycles Min.
- 5.Pcb Retention Pre-solder:1 Lb Min.

Environmental:

- 1.Storage:-40°C To +85°C
- 2.Operation:-40°C To +85°C

Ordering Code:

6524-881 XX X X 00 A 03

Contact Plating G0=Gold Flash G1=3u" Gold G2=5u" Gold G3=10U"Gold G4=15U"Gold G5=30U"Gold	Insulator Material A=PBT E=PA46 F=PA66	Color Insulator B=Black W=White U=Blue R=Red Y=Yellow G=Grey
---	---	--

ITEM	Part No.
Standard	6524-881GOAB00A03
Alternate	

THIS DRAWING IS A CONTROLLED DOCUMENT

TOLERANCES UNLESS OTHERWISE SPECIFIED	UNITS mm/inch	SCALE FIT	SIZE A4
0 PLC ± —	DATE	5/22/2022	
1 PLC ± 0.30/.012	ENGINEER	<i>Zhang</i>	5/22/2022
2 PLC ± 0.25/.010	CHECKED BY	<i>Mike</i>	5/22/2022
3 PLC ± 0.20/.008	APPROVED BY	<i>Andy</i>	5/22/2022
4 PLC ± 0.10/.004	PROJ.	594309442	
ANGLES ± 3°			



YTCO TECHNOLOGY

HTTP://WWW.YTCO.CO E-MAIL:SALES@YTCO.CO

MODULAR JACK 8 POSITION TOP ENTRY

PART NO. 6524-881XXXX00A03

DRAWING NO. 6524

FILE PATH A/D/YTCOTZ/RJ/6524

SHEET 1 OF 1 REV A